


Top 6 ways to reach students at home



1. Make joining class always accessible.




Students are sick, or out of town? Let them join class virtually through Webex. Then you don't have to plan any make-up work!

2. Post homework reminders and announcements.

Share any deadlines or updates in your classroom Webex Teams

3. Create student working groups



Bring collaboration home by starting Webex Teams Spaces for student groups, so they can work together and help each other, in a place you can see.

4. Record lessons to distribute.

Having a Webex meeting on during your classroom allows the day to be saved for later and shared with whoever needs it.


5. Allow for questions when they need it.

Because students will share when they're stuck, you'll know when help is needed. And sometimes, they help each other.



6. Have an inspiration Space - share quotes and video's.

Have some fun and keep students engaged. Use a separate Webex Teams Space from class updates to allow your class to share where they're seen classroom topics come alive in real life, kudos, and more.



Give Webex a try today, to get more connected with remote students!

Powered by

Cisco Webex